



CRITERIA 6

Governance, Leadership and Management

6.5- Internal Quality Assurance System



Criterion 6 – Governance, Leadership and Management

Key Indicator – 6.5 Internal Quality Assurance System

6.5.1 Internal Quality Assurance Cell (IQAC) has contributed significantly for institutionalizing the quality assurance strategies and processes. It reviews teaching learning process, structures & methodologies of operations and learning outcomes at periodic intervals and records the incremental improvement in various activities

Sr. No	Contents
1	Qualitative Initiative by IQAC
2	FDP Report on NAAC Way Forward
3	Seminar on Introduction to Copyright and Filing of Copyright
4	Pedagogy Activity
5	Use of Innovative Teaching Learning Methodology
6	Development of Innovative Pedagogy
7	Remedial Class



6.5.1


Qualitative Initiative by IQAC



QUALITATIVE INITIATIVE

Sr.No	Title of Qualitative Initiative	Date	Duration of Day	No.of Participants
1	Faculty Development Programme on NAAC Way Forward	17/01/2022 to 20/01/2022	4 Days	28
2	Seminar on Introduction to Copyright and Filing of Copyright	25/02/2022	1 Day	31
3	One Day Webinar on Patent Awareness	21/01/2022	1 Day	34
4	Vasant Panchami Celebration	05/02/2022	1 Day	50
5	Campus Drive	5/04/2022	1 Day	120
6	75 th Independence Day Har Ghar Tiranga Activity Initiative	15/08/2022	1 Day	42
7	Seminar on Career Guidance	06/09/2022	1 Day	180
8	World Architecture Day Celebration	02/10/2022	1 Day	250
9	Value Added Course Tools & Techniques for Architectural Documentation	13/10/2022 to 16/10/2022	4 Days	100
10	Seminar on Documentation Methods and Techniques	17/10/2022	1 Day	220
11	Blood Donation Camp	20/02/2023	1 Day	80
12	Holi Celebration with Jivhala bal Sangopan Gruh Orphanage	7/03/2023	1 Day	50
13	Earth Day Celebration	22/04/2023	1 Day	45


Ar. Raksha Bongirwar
IQAC Co-ordinator
IQAC Co-ordinator
Dr. D. Y. Patil College of Architecture
Akurdi, Pune - 411044.


Dr. D Y Patil Prathisthan's
Padmashree Dr. D Y Patil College of Architecture,
Akurdi Pune


Ar. Dhannajay Chaudhari
Principal

PRINCIPAL
Dr. D. Y. Patil
College of Architecture
Akurdi, Pune - 411044.



Dr D Y Patil Prathisthan's
PADMASHREE DR. D Y PATIL COLLEGE OF ARCHITECTURE
Sector No. 29, B/h. Akurdi Railway Station, Nigdi Pradhikaran, Akurdi, Pune - 411044

CORPORATE RELATIONS & PLACEMENT CELL

TOP CAMPUS PLACEMENT 2022			
S.No.	Student's Name	Company	Package Offered
1	Anakha A Nair	Godrej and Boyce	4.5 lpa
2	Urvi Sachin Dhake	Godrej and Boyce	4.5 LPA
3	Ananya Jauhari	Godrej and Boyce	4.2 LPA
4	Kunal Dangat	Minimoon Homes and Hospitality Private Limited	4.2 LPA
5	Dipti hase	Neilsoft	3 LPA
6	Sharvari Malusare	Neilsoft	3 LPA
7	Vaibhav Kondlekar	Neilsoft	3 LPA
8	Venessa Thomas	Neilsoft	3 LPA
9	Swarup Deshpande	Neilsoft	3 LPA
10	Manish Naitam	Indovance	3 LPA
11	Nikhil Navale	Shubham Lone Architects	2.5 LPA
12	Kartik Sarde	Surubhi Laddha Production	2.4 LPA
13	Shrunkhala Damke	Turiya II	2.16 LPA
14	Sarth Bakre	Turiya II	2.16 LPA

Ar. Parul Rajvi
Training and Placement
Officer



Ar. Dhananjay Chaudhari
Principal

Dr. D Y Patil Prathisthan's
Padmashree Dr. D Y Patil College of Architecture,
Akurdi Pune



Dr. D. Y. Patil Pratishthan's
PADMASHREE DR. D. Y. PATIL COLLEGE OF ARCHITECTURE
Sector No. 29, B/h, Akurdi Railway Station, Nigdi Pradhikaran, Akurdi, Pune - 411044

TOP CAMPUS PLACEMENTS

Shubham Lone
Architects

Nikhil Navale

Turiya II

Sarth Bakre

Surubhi Laddha
Production


Kartik Sarde


The Thin Architect


Abhay Gupta

Turiya II

Shrunkhala Damke


Dr. D. Y. Patil Pratishthan's
Padmashree Dr. D. Y. Patil College of Architecture,
Akurdi Pune


Ar. Parul Rajni



Dr. D. Y. Patil Pratishthan's
PADMASHREE DR. D. Y. PATIL COLLEGE OF ARCHITECTURE
Sector No. 29, Ulk, Akurdi Railway Station, Nigdi Pradhikaran, Akurdi, Pune - 411044

TOP CAMPUS PLACEMENTS

Godrej and Boyce

Anakha A Nair

Neilsoft

Swarup Deshpande

Godrej and Boyce

Ananya Jauhari

Neilsoft

Dipti hase

Godrej and Boyce

Urvi Sachin Dhake

Neilsoft

Vaibhav Kondlekar

Minimoon Homes
and Hospitality
Private Limited

Kunal Dangat

Neilsoft

Sharvari Malusare

Neilsoft

Venessa Thomas

Indovance

Manish Naitam

Dr. D. Y. Patil Pratishthan's
Padmashree Dr. D. Y. Patil College of Architecture,
Akurdi Pune

Dr. D. Y. Patil Pratishthan's
Ar. Parul Rajni (TPO)



Dr D Y Patil Prathisthan's
PADMASHREE DR. D Y PATIL COLLEGE OF ARCHITECTURE
Sector No. 29, B/h. Akurdi Railway Station, Nigdi Pradhikaran, Akurdi, Pune - 411044

CORPORATE RELATIONS & PLACEMENT CELL

LIST OF INSTITUTES FOR HIGHER STUDIES		
S.No.	Student's Name	Institute
1	Aishwarya Shewale	University of Nottingham, England
2	Soham Ghosh	UCLA (University of California, Los Angeles)
	Manav Agarwal	Sheffield Hallam University
3	Kshitija Agarwal	Sheffield Hallam University
4	Supriya	IIT Kharagpur
5	Aman Sharma	NIT Bhopal
6	Gayatri Madhav Paratane	CEPT university, Ahmedabad
7	Gayatri Madhav Paratane	CEPT University, Ahmedabad
8	Ameya Patil	CEPT University Ahmedabad
9	Sudeshna	CEPT University, Ahmedabad
10	Palve Swapnil Santosh	Malviya National Institute of Technology, Jaipur
11	Priyesh Zope	Adani institute of infrastructure management

Ar. Parul Rajvi
Training and Placement
Officer



Ar. Dhananjay Chaudhari
Principal

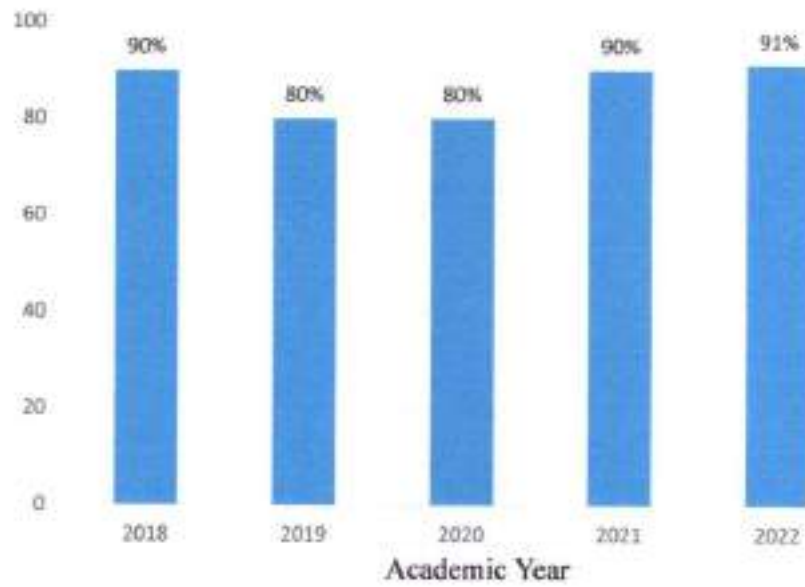
Dr. D Y Patil Prathisthan's
Padmashree Dr. D Y Patil College of Architecture,
Akurdi Pune



Dr D Y Patil Prathisthan's
PADMASHREE DR. D Y PATIL COLLEGE OF ARCHITECTURE
Sector No. 29, B/h. Akurdi Railway Station, Nigdi Pradhikaran, Akurdi, Pune - 411044

CORPORATE RELATIONS & PLACEMENT CELL

PERCENTAGE OF STUDENTS PLACED



Updated as on 17 May 2023

Ar. Parul Rajvi
**Training and Placement
Officer**

Ar. Dhananjay Chaudhari
Principal

Dr. D Y Patil Prathisthan's
Padmashree Dr. D Y Patil College of Architecture,
Akurdi Pune



6.5.1

Faculty Development Programme on NAAC Way Forward



NOTICE

DATE: 15/01/2022

This is to inform all the faculty to attend a Five Day Faculty Development Programme with Dr. Vinay Kulkarni, Associate Professor Dr. D Y Patil College of Engineering, Akurdi Pune.

Topic: NAAC way forward from 17th January to 20th January. Poster with details for the same along with joining link have been attached herewith.

Ar. Raksha Bongirwar
Ar. Pranali Gabhane
Programme In-Charge

Bongirwar

Gabhane

Dhany

Ar. Dhananjay Chaudhari
Principal

PRINCIPAL
Dr. D. Y. Patil
College of Architecture
Akurdi, Pune - 411044.



Dhany

Dr. D Y Patil Prathisthan's
Padmashree Dr. D Y Patil College of Architecture,
Akurdi Pune



A Report on
A Five Days Faculty Development Programme on NAAC way Forward
by Dr. Vinay Kulkarni

Academic Year: 2021-22

Semester: II

Organized By	Bachelor of Architecture
Objectives	1.To sensitize Faculty to National Assessment and Accreditation Council (NAAC) 2.To acquaint the colleges about the new NAAC Procedures and benefits of acquiring accreditation 2.To create awareness among Faculty on seven assessment criteria newly framed by NAAC for quality Improvement, Blooms Taxonomy, Teaching Learning Evaluation
Name of Resource Person	Dr. Vinay Kulkarni
Resource Person Post and Organization	Associate Professor Dr. D Y Patil College of Engineering, Akurdi Pune
Date & Time	17 th January 2022 to 20 th January 2022 3:30 pm to 4:30 pm
Venue	DYPCOA (Online mode)
Program In-Charge	Ar.Raksha Bongirwar
Subject	-
Student/ Faculty Attended (Year)	Faculty
No. of Students Present	-
Program Approved by	IQAC Co-ordinator
Supporting Staff member	Ar.Pranali Gabhane
Photograph/ Video Available	Yes
Brief about the (Activity/ Event)	In recent years, there is a lot of technical advancements in higher education with an emphasis on quality teaching-learning. NAAC has framed benchmarks for quality education in higher educational Institutes. In this scenario it is mandatory for all institutes to strive for quality enhancement. It is



Dr. D Y Patil Prathisthan's
Padmashree Dr. D Y Patil College of Architecture,
Akurdi Pune

	<p>mandatory for all institutes to be NAAC accredited.</p> <p>Quality improvement in education system is mainly related to teaching, evaluation techniques, results and placements of the institution. The new dimensions of "Quality Measure" as proposed by the NAAC involve continuous process of assessment of HEIs. The stakeholders in higher education play a vital role in the assessment process of the institution. several governmental bodies like University Grants Commission and National Assessment and Accreditation Council (NAAC) established as an autonomous body with the objectives of assessment of the Higher Education Institutions in the country assesses and accredits HEIs by studying and analysing various parameters towards the quality measures.</p> <p>In this scenario, in order to acquaint the colleges about the new NAAC Procedures and benefits of acquiring accreditation, a five Days Faculty Development Programmed organised. The contents are designed to create awareness among Faculty on seven assessment criteria newly framed by NAAC for quality Improvement, Blooms Taxonomy, Teaching Learning Evaluation</p>
Outcome from Faculty	<p>Through this Session we realized that NAAC is a continuous learning of Self Development Process. Its Application will pave the way ahead for streamlining our Academics and preparing our students to meet the challenges of the World. We also realized that we undertake many activities/events but need to give it NAAC appropriate terminology.</p>
Remarks	GOOD

Faculty In-charge

Ar.Raksha Bongirwar

Ar.Pranali Gabhang

Bongirwar
Gabhang



Bongirwar
Approved by
IQAC

IQAC Co-ordinator
Dr. D. Y. Patil College of Architecture
Akurdi, Pune - 411044.

[Signature]
Dr. D Y Patil Prathisthan's

Padmashree Dr. D Y Patil College of Architecture,
Akurdi Pune



Dr D Y Patil Prathisthan's
PADMASHREE DR. D Y PATIL COLLEGE OF ARCHITECTURE
Sector No. 29, B/h. Akurdi Railway Station, Nigdi Pradhikaran, Akurdi, Pune - 411044

Event Poster

DYP
DR. D Y PATIL
COLLEGE OF
ARCHITECTURE
AKURDI

DR. D Y PATIL PRATHISTHAN'S
**DR. D Y PATIL COLLEGE OF ARCHITECTURE,
AKURDI, PUNE.**
Sector 29, Nigdi Pradhikaran, Akurdi, Pune, Maharashtra 411044

www.dypcoa.ac.in

**IQAC (Internal Quality Assurance Cell)
Presents,**

FACULTY DEVELOPMENT PROGRAMME

NACC WAY FORWARD

17th January 2022 to 20th January 2022

Speaker,

Dr. Vinay Kulkarni

PhD SPPU COEP 2016

Associate Professor DYPCOE, Akurdi Pune.

Date:- 17th January 2022
to
20th January 2022

Time:- 3:30 PM to 4:30 PM

Platform:- Google meet

Coordinator
Ar. Raksha Bongirwar
Ar. Pranali Gabhne

Prof. Chaya Tirvir
Vice Principal

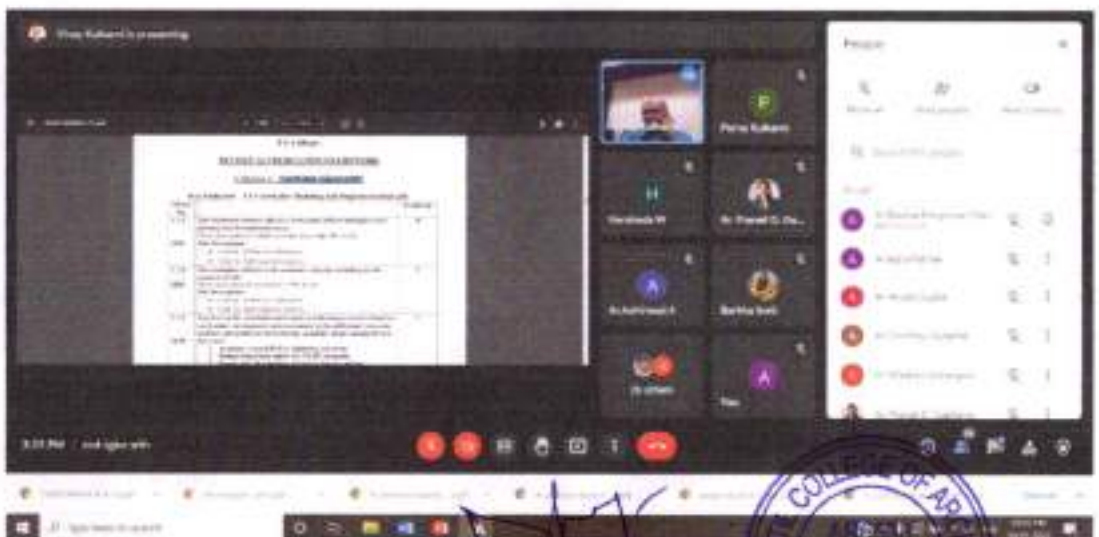
Prof. Dhananjay Chaudhari
Principal

www.facebook.com/dypcoaakurdi.pune


www.instagram.com/dypcoa_akurdi_pune/



Dr. D Y Patil Prathisthan's
Padmashree Dr. D Y Patil College of Architecture,
Akurdi Pune



Dr.D Y Patil College of Architecture Akurdi Pune			
Attendance Record			
Event	Five Days Faculty Development Programme on NAAC Way Forward		
Date	17/01/2022	Time	3:30 to 4:30pm
Place	Dr. D Y Patil College of Architecture Akurdi Pune		
1	Ar.Chhaya Tirvir	Faculty	P
2	Ar.Abhijit Marawar	Faculty	P
3	Ar.Anita Meskar	Faculty	P
4	Ar.Avanti Gole	Faculty	P
5	Ar.Raksha Bongirwar	Faculty	P
6	Ar.Sneha Sharma	Faculty	P
7	Ar.Nikhil Mehare	Faculty	P
8	Ar.Nupur Chichkhede	Faculty	P
9	Ar.Ankita Deshmukh	Faculty	P
10	Ar.Aashirward Korde	Faculty	P
11	Ar.Madhura Hanji	Faculty	P
12	Ar.Atri Mishra	Faculty	P
13	Ar.Chinmay Sudame	Faculty	P
14	Ar.Neha Pathak	Faculty	P
15	Ar.Prachiti Dharmik	Faculty	P
16	Ar.Pranali Gabhane	Faculty	P
17	Ar.Preeti Kale	Faculty	P
18	Ar.Purnima Chitale	Faculty	P
19	Ar.Ayush Gupta	Faculty	P
20	Ar.Madhavi Karangale	Faculty	P
21	Ar.Anagha Pathak	Faculty	P
22	Ar.Vatsala Sutar	Faculty	P
23	Ar.Archee Verma	Faculty	P
24	Ar.Barkha Soni	Faculty	P
25	Ar.Kalyani Sonawane	Faculty	P
26	Ar.Harshada Wagh	Faculty	P
27	Er.Asawari Sohoni	Faculty	P
28	Er.Dhanashree Dhamdhare	Faculty	P


 Dr. D.Y. Patil Prathisthan's
 Padmashree Dr. D Y Patil College of Architecture,
 Akurdi Pune




 Ar. Parsha B



Dr D Y Patil Prathisthan's

PADMASHREE DR. D Y PATIL COLLEGE OF ARCHITECTURE

Sector No. 29, B/h. Akurdi Railway Station, Nigdi Pradhikaran, Akurdi, Pune - 411044

Dr.D Y Patil College of Architecture Akurdi Pune			
Attendance Record			
Event	Five Days Faculty Development Programme on NAAC Way Forward		
Date	18/01/2022	Time	3:30 to 4:30pm
Place	Dr. D Y Patil College of Architecture Akurdi Pune		
1	Ar.Chhaya Tirvir	Faculty	P
2	Ar.Abhijit Marawar	Faculty	P
3	Ar.Anita Meskar	Faculty	P
4	Ar.Avanti Gole	Faculty	P
5	Ar.Raksha Bongirwar	Faculty	P
6	Ar.Sneha Sharma	Faculty	P
7	Ar.Nikhil Mehare	Faculty	P
8	Ar.Nupur Chichkhede	Faculty	P
9	Ar.Ankita Deshmukh	Faculty	P
10	Ar.Aashirward Korde	Faculty	P
11	Ar.Madhura Hanji	Faculty	P
12	Ar.Atri Mishra	Faculty	P
13	Ar.Chinmay Sudame	Faculty	P
14	Ar.Neha Pathak	Faculty	P
15	Ar.Prachiti Dharmik	Faculty	P
16	Ar.Pranali Gabhane	Faculty	P
17	Ar.Preeti Kale	Faculty	P
18	Ar.Purnima Chitale	Faculty	P
19	Ar.Ayush Gupta	Faculty	P
20	Ar.Madhavi Karangale	Faculty	P
21	Ar.Anagha Pathak	Faculty	P
22	Ar.Vatsala Sutar	Faculty	P
23	Ar.Archee Verma	Faculty	P
24	Ar.Barkha Soni	Faculty	P
25	Ar.Kalyani Sonawane	Faculty	P
26	Ar.Harshada Wagh	Faculty	P
27	Er.Asawari Sohoni	Faculty	P
28	Er.Dhanashree Dhamdhare	Faculty	P

Dr. D Y Patil Prathisthan's
Padmashree Dr. D Y Patil College of Architecture,
Akurdi Pune



Raksha B
Ar Raksha B



Dr.D Y Patil College of Architecture Akurdi Pune			
Attendance Record			
Event	Five Days Faculty Development Programme on NAAC Way Forward		
Date	19/01/2022	Time	3:30 to 4:30pm
Place	Dr. D Y Patil College of Architecture Akurdi Pune		
1	Ar.Chhaya Tirvir	Faculty	P
2	Ar.Abhijit Marawar	Faculty	P
3	Ar.Anita Meskar	Faculty	P
4	Ar.Avanti Gole	Faculty	P
5	Ar.Raksha Bongirwar	Faculty	P
6	Ar.Sneha Sharma	Faculty	P
7	Ar.Nikhil Mehare	Faculty	P
8	Ar.Nupur Chichkhede	Faculty	P
9	Ar.Ankita Deshmukh	Faculty	P
10	Ar.Aashirward Korde	Faculty	P
11	Ar.Madhura Hanji	Faculty	P
12	Ar.Atri Mishra	Faculty	P
13	Ar.Chinmay Sudame	Faculty	P
14	Ar.Neha Pathak	Faculty	P
15	Ar.Prachiti Dharmik	Faculty	P
16	Ar.Pranali Gabhane	Faculty	P
17	Ar.Preeti Kale	Faculty	P
18	Ar.Purnima Chitale	Faculty	P
19	Ar.Ayush Gupta	Faculty	P
20	Ar.Madhavi Karangale	Faculty	P
21	Ar.Anagha Pathak	Faculty	P
22	Ar.Vatsala Sutar	Faculty	P
23	Ar.Archee Verma	Faculty	P
24	Ar.Barkha Soni	Faculty	P
25	Ar.Kalyani Sonawane	Faculty	P
26	Ar.Harshada Wagh	Faculty	P
27	Er.Asawari Sohoni	Faculty	P
28	Er.Dhanashree Dhamdhere	Faculty	P


Dr. D Y Patil Prathisthan's
Padmashree Dr. D Y Patil College of Architecture,
Akurdi Pune




Ar. Raksha B

Dr.D Y Patil College of Architecture Akurdi Pune			
Attendance Record			
Event	Five Days Faculty Development Programme on NAAC Way Forward		
Date	20/01/2022	Time	3:30 to 4:30pm
Place	Dr. D Y Patil College of Architecture Akurdi Pune		
1	Ar.Chhaya Tirvir	Faculty	P
2	Ar.Abhijit Marawar	Faculty	P
3	Ar.Anita Meskar	Faculty	P
4	Ar.Avanti Gole	Faculty	P
5	Ar.Raksha Bongirwar	Faculty	P
6	Ar.Sneha Sharma	Faculty	P
7	Ar.Nikhil Mehare	Faculty	P
8	Ar.Nupur Chichkhede	Faculty	P
9	Ar.Ankita Deshmukh	Faculty	P
10	Ar.Aashirward Korde	Faculty	P
11	Ar.Madhura Hanji	Faculty	P
12	Ar.Atri Mishra	Faculty	P
13	Ar.Chinmay Sudame	Faculty	P
14	Ar.Neha Pathak	Faculty	P
15	Ar.Prachiti Dharmik	Faculty	P
16	Ar.Pranali Gabhane	Faculty	P
17	Ar.Preeti Kale	Faculty	P
18	Ar.Purnima Chitale	Faculty	P
19	Ar.Ayush Gupta	Faculty	P
20	Ar.Madhavi Karangale	Faculty	P
21	Ar.Anagha Pathak	Faculty	P
22	Ar.Vatsala Sutar	Faculty	P
23	Ar.Archee Verma	Faculty	P
24	Ar.Barkha Soni	Faculty	P
25	Ar.Kalyani Sonawane	Faculty	P
26	Ar.Harshada Wagh	Faculty	P
27	Er.Asawari Sohoni	Faculty	P
28	Er.Dhanashree Dhamdhere	Faculty	P



Dr. D Y Patil Prathisthan's
 Padmashree Dr. D Y Patil College of Architecture,
 Akurdi Pune






6.5.1

Seminar on Introduction to Copyright and Filing of Copyright

NOTICE

DATE: 20/02/2022

This to inform all the faculty members that the Seminar on:

1. CO and PSOs formulation
2. Attainment Calculation
3. Copyright Filing
4. Introduction to MOU has been Scheduled 25 Feb 2022 2:00pm to 4:00pm in Old Engineering College IITB Remote center

Resource Person

Dr. Vinay Kulkarni

Dr. Amita Jajoo

Kindly follow the COVID PROTOCOL at the Lab.

Ar. Raksha Bongirwar
Ar. Avanti Gole
Programme In-Charge

Ar. Raksha Bongirwar

Ar. Dhananjay Chaudhari
Principal

PRINCIPAL
Dr. D. Y. Patil
College of Architecture
Akurdi, Pune - 411044.

Dr. D. Y. Patil Prathisthan's
Padmashree Dr. D Y Patil College of Architecture,
Akurdi Pune

A Report on
Seminar on Introduction to Copyright and Filing of Copyright
By Dr. Vinay Kulkarni and Prof Amita Jajoo

Academic Year: 2021-22

Semester: II

Organized By	Bachelor of Architecture
Objectives	To make the faculty members of DYPCOA aware about the Copyright Law and various aspects related to it.
Name of Resource Person	Dr. Vinay Kulkarni Prof. Amita Jajoo
Resource Person Post and Organization	Associate Professor Dr. D Y Patil College of Engineering, Akurdi Pune
Date & Time	25 th February 2022 2:00pm to 3:00 pm
Venue	Old Engineering College IITB Remote centre
Program In-Charge	Ar. Raksha Bongirwar Ar. Avanti Gole
Subject	-
Student/ Faculty Attended (Year)	Faculty
No. of Students Present	-
Program Approved by	IQAC Co-ordinator
Supporting Staff member	Ar. Nikhil Mehare
Photograph/ Video Available	Yes
Brief about the (Activity/ Event)	The seminar is to create awareness about IPRs, especially patents and copy rights among faculty members of DYPCOA, to guide researchers/inventors in respect of patenting and copyright their inventions & to provide insight into practical applications of Copyright filing such as Copyright drafting, search and freedom to operate search, validity/invalidity search, and evidence of use analysis.
Outcome from Faculty	What are Trademark and Copyrights, how they are protected for brands, logos. Things to take care of during Transfer of Rights, Process of Protection in India and international level ,Exemplary Case Laws and Case Studies during Enforcement.


 Dr. D Y Patil Prathisthan's
 Padmashree Dr. D Y Patil College of Architecture,
 Akurdi Pune





Dr D Y Patil Prathisthan's
PADMASHREE DR. D Y PATIL COLLEGE OF ARCHITECTURE
Sector No. 29, B/h. Akurdi Railway Station, Nigdi Pradhikaran, Akurdi, Pune - 411044

	The outcome would be that the faculties would be able to contribute to filing copyrights on their research Activities.
Remarks	GOOD

Faculty In-charge

Ar.Raksha Bongirwar

Ar.Avanti Gole

Bongirwar
Akule



Bongirwar
Approved by
IQAC

IQAC Co-ordinator
Dr. D. Y. Patil College of Architecture
Akurdi, Pune - 411044.

[Signature]
Dr. D Y Patil Prathisthan's
Padmashree Dr. D Y Patil College of Architecture,
Akurdi Pune



Event Poster



Dr. D Y PATIL PRATISHTHAN'S
Dr. D Y Patil College of Architecture, Akurdi, Pune
Sector 29, Nigdi Pradhikaran, Akurdi, Pune 411044

Seminar on Introduction to Copyright and Filing of Copyright



Resource Person

Dr. Vinay Kulkarni
Associate Professor
Dr. D Y Patil College of Engineering, Akurdi
Pune

Prof. Amita Jajor
Associate Professor
Dr. D Y Patil College of Engineering, Akurdi
Pune

Seminar Date :
25th February 2022

Timing :
2:00pm to 4:00pm

Venue :
Old Engineering
College ITB Remote
centre

Copyright is a type of intellectual property that protects original works of authorship as soon as an author fixes the work in a tangible form of expression. In copyright law, there are a lot of different types of works, including paintings, photographs, illustrations, musical compositions, sound recordings, computer programs, books, poems, blog posts, movies, architectural works, plays, and so much more.

Ar. Raksha Bongiswar
Ar. Avanti Gole
Coordinator

Ar. Chaya Tirvi
Vice Principal

Ar. Dhananjay Chaudhari
Principal


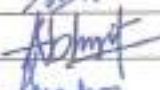





























Dr. D Y Patil Prathisthan's
Padmashree Dr. D Y Patil College of Architecture,
Akurdi Pune



Event Photographs




Dr. D Y Patil Prathisthan's
Padmashree Dr. D Y Patil College of Architecture,
Akurdi Pune

Dr.D Y Patil College of Architecture Akurdi Pune			
Attendance Record			
Event	One Day Seminar on Formulation of Course Outcome and Programme Outcome		
Date	25/02/2022	Time	2:00pm to 4:00pm
Place	Dr. D Y Patil College of Architecture Akurdi Pune		
1	Ar.Chhaya Tirvir	Faculty	
2	Ar.Abhijit Marawar	Faculty	
3	Ar.Anita Meskar	Faculty	
4	Ar.Avanti Gole	Faculty	
5	Ar.Raksha Bongirwar	Faculty	
6	Ar.Sneha Sharma	Faculty	
7	Ar.Nikhil Mehare	Faculty	
8	Ar.Nupur Chichkhede	Faculty	
9	Ar.Ankita Deshmukh	Faculty	
10	Ar.Aashirward Korde	Faculty	
11	Ar.Madhura Hanji	Faculty	
12	Ar.Atri Mishra	Faculty	
13	Ar.Chinmay Sudame	Faculty	
14	Ar.Neha Pathak	Faculty	
15	Ar.Prachiti Dharmik	Faculty	
16	Ar.Pranali Gabhane	Faculty	
17	Ar.Preeti Kale	Faculty	
18	Ar.Purnima Chitale	Faculty	
19	Ar.Ayush Gupta	Faculty	
20	Ar.Madhavi Karangale	Faculty	
21	Ar.Anagha Pathak	Faculty	
22	Ar.Vatsala Sutar	Faculty	
23	Ar.Archee Verma	Faculty	
24	Ar.Barkha Soni	Faculty	
25	Ar.Kalyani Sonawane	Faculty	
26	Ar.Harshada Wagh	Faculty	
27	Er.Asawari Sohoni	Faculty	
28	Er.Dhanashree Dhamdhare	Faculty	
29	Ar.Nidhi Shah	Faculty	
30	Ar.Ketaki Moholkar	Faculty	
31	Ar.Pooja Niphadkar	Faculty	


Dr. D. Y. Patil Prathisthan's
Padmashree Dr. D Y Patil College of Architecture,
Akurdi Pune





Patent Awareness

Academic Year: 2021-22

Organized By	Bachelor of Architecture
Objectives	To understand the importance of patent
Name of Resource Person	Prof. (Dr.) B.K.Sarkar
Resource Person Post and Organization	Founder of GEH research LLP, ADBIGA Innovation I.L.P.
Date & Time	21/01/2022 at 11:00 am
Venue	Virtual platform
Program In-Charge/ Subject Faculty	Prof.Chaya Tirvi, Prof.Ashirwad Korde
Subject	Research Methodology
Student/ Faculty Attended (Year)	Academicians, Professionals, P.G.students ,V year students
Program Approved by	IQAC
Supporting Staff member	Prof.Ashirwad Korde
Photograph/ Video Available	Screenshots available
Brief about the (Activity/ Event)	We come across a million ideas every day and some of them are worth cherishing. Now there are handful of them which lead to actual implementation and minute part of millions of ideas get valid recognition. One of the mode of providing identity to an idea is to "Patent the Thought"
Students Outcome/Remarks	The students understood the importance of breast cancer screening and up took breast self-examination and also there was an increase in the likelihood of breast cancer screening attendance which was spread as an awareness from the students to their mothers and also neighbor ladies. This was a huge health impact on the ladies of today's generation.

Ar.Chaya Tirvi
 Ar.Ashirwad Korde

Faculty In-charge



Dr. D Y Patil Prathisthan's
 Padmashree Dr. D Y Patil College of Architecture,
 Akurdi Pune

Ar.Raksha Bongirwar
 Approved by
 (IQAC)

IQAC Co-ordinator
 Dr. D. Y. Patil College of Architecture
 Akurdi, Pune - 411044.

DR. D Y PATIL PRATISTHAN'S

**DR. D Y PATIL COLLEGE OF ARCHITECTURE,
AKURDI, PUNE.**

Sector 29, Nigdi Pradhikaran, Akurdi, Pune, Maharashtra 411044

In Collaboration with



G.E.H. Research LLP.

DYPCOA Research Cell, Organizes

One Day Webinar

On

PATENT AWARENESS

Come across a million ideas everyday and some of them are worth cherishing. Now there are hand full of them which lead to actual implementation and minute part of them are not getting valid recognition.

One of the mode of providing identity to an idea is to **PATENT the THOUGHT**.

Patent is an exclusive right granted for an invention, which is a product or a process that provides, in general, a new way of doing something, or offers a new technical solution to a problem thus, **Register now to Protect & Patent your Idea.**

Friday

19th January 2022

Speaker,

Prof.(Dr.) B. K. Sarkar

PhD.(Singapore), PhD.(CS)(IIT),

M.Tech.(CS)(IIT), B.Tech(CS).

Founder: GEH research LLP, ADBIGA Innovation LLP.

Session 1- 11:00 am To 12:00 pm

Session 2- 12:15 pm To 01:15 pm

Registration Details

Registration Fees :- 100/-

Registration Date of Registration :- 19th of January 2022

Participants :- Academicians, Professionals,
P.G. Students,
Final year U.G. Students

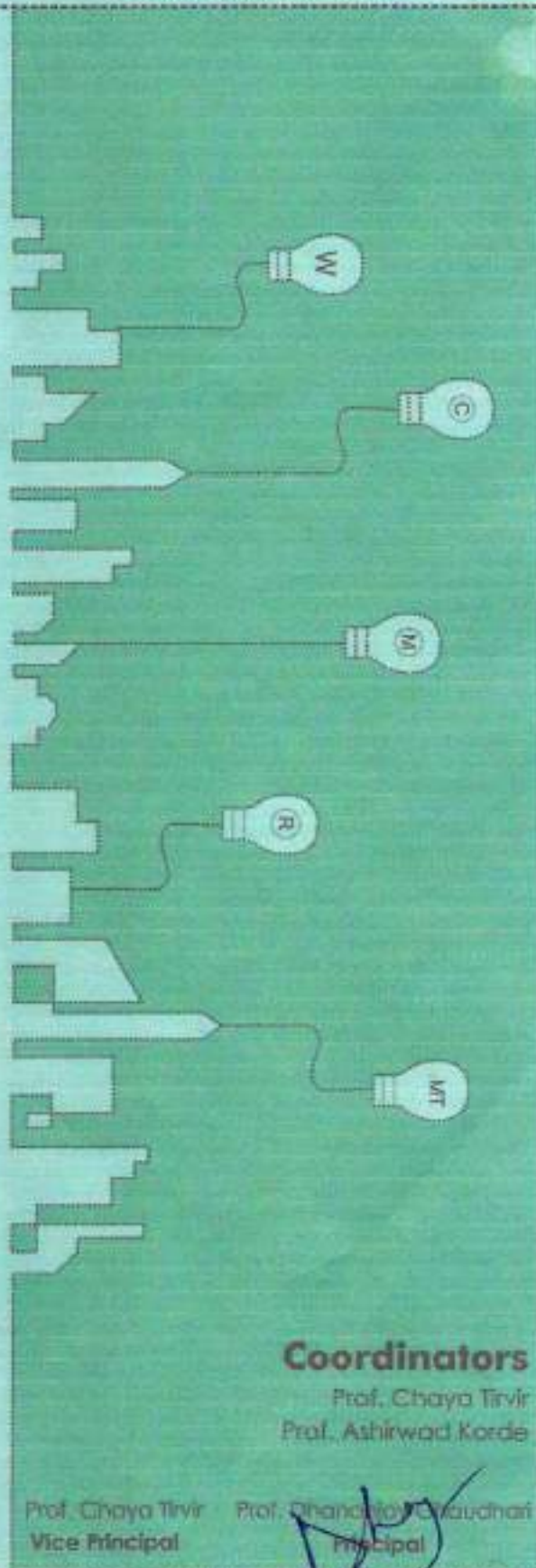
Certificates will be issued to all participants.

Contact for Registration

Prof. Ashirwad Korde

8983244928

ashirwadkorde@dypcoa.ac.in



Coordinators

Prof. Chaya Tirvir
Prof. Ashirwad Korde

Prof. Chaya Tirvir
Vice Principal

Prof. Chandan Chaudhari
Principal

Dr. D Y Patil Pratishthan's

Dr. D Y Patil College of Architecture,
Akurdi Pune

www.dypcoa.ac.in



www.facebook.com/dypcoakurdi.pune



www.instagram.com/dypcoaakurdi

Faculty Attendance List

Sr. No.	Name of the Participants	Attendance
1	Ar. Chaya Chavan Tirvir	[Signature]
2	Ar. Raksha Bongirwar	[Signature]
3	Ar. Anita Meskar	[Signature]
4	Ar. Sneha Sharma	[Signature]
5	Ar. Preeti Kale	[Signature]
6	Ar. Madhura Hanji	[Signature]
7	Ar. Abhijeet Marwar	[Signature]
8	Ar. Sunita Kothari	[Signature]
9	Ar. Nikhil Mehare	[Signature]
10	Ar. Ankita Deshmukh	[Signature]
11	Ar. Nupur Chinchkhede	[Signature]
12	Ar. Anita Meskar	[Signature]
13	Ar. Avanti Gole	[Signature]
14	Ar. Vatsala Sutar	[Signature]
15	Ar. Barkha Soni	[Signature]
16	Ar. Purnima Chitale	[Signature]
17	Ar. Harshada Wagh	[Signature]
18	Ar. Prachiti Dharmik	[Signature]
19	Ar. Atri Mishra	[Signature]
20	Ar. Korde Ashirwad	[Signature]
21	Ar. Punav Athavale	[Signature]
22	Ar. Ankita Deshmukh	[Signature]
23	Ar. Chinmay Sudame	[Signature]
24	Ar. Atri Mishra	[Signature]
25	Ar. Anagha Pathak	[Signature]
26	Ar. Madhavi karangale Karangale	[Signature]
27	Er. Dhanashree Dhamdhare	[Signature]
28	Er. Asawari Sohani	[Signature]
29	Ar. Kalyani Sonawane	[Signature]
30	Ar. Archee Varma	[Signature]
31	Ar. Surabhi Bankhele	[Signature]
32	Ar. Neha Pathak	[Signature]
33	Ar. Purva Kulkarni	[Signature]
34	Ar. Nidhi Shah	[Signature]





6.5.1

PedagogyActivity

INNOVATIVE PEDAGOGY: SPACE ANALYSIS ACTIVITY **FOR FIRST YEAR STUDENT**

TEACHING THROUGH PARTICIPATION

The architectural design studio is the backbone of the education of future architects. It occupies a central position in architectural education. Thus design education in architecture like other kinds of education conserves and transmits the values of the profession & society at large. In recent years, it is widely noted that architectural practice has changed significantly and that several corresponding changes in the Design studio will be needed.

The current approach to teaching architectural design follows principles & rules developed in the past and not equipped to confront the environmental needs of contemporary societies to a larger extent. It is suggested that future architects should be socially and ethically responsive, and should be able to function within social contexts.

PARTICIPATION:

The act of sharing in the activities of a group or in common with (fellows or partners) is called participation.

- Taking part, contribution, partnership, involvement, assistance, in joining, means having a part implying some level of collaboration & shared ownership or responsibility.
- Thus participation may be seen as direct public involvement in decision making process whereby people share in social decisions that determine the quality & direction of their lives.
- Participation means different things to different people and even to the same people, depending on the issue, its timing and the political setting in which it takes place.
- participation can be addressed effectively if the task of participation is thought of in terms of what is to be accomplished and when there is an acknowledged need to involve citizens (people)

The architect's role in the participatory design process is to be a facilitator.

- Listen
- Educate on the architectural process
- Create an ambiance of group listening
- Include all voices
- Balance conflicting points of view
- Deal with potentially loud or disruptive voices


DESIGN PROCESS:

This Design Process has three main objectives

- To learn how to develop & apply techniques for involving people in design making.
- To systematically & consciously articulate methods of transforming information into architectural forms.
- To directly experience the management of the design project from inception through programming, encountering uses and environmental constraints.

AIM:

The aim of this studio is to generate creativity in students and approach towards an decision making solution through Participation.


Dr. D.Y. Patil Prashant's
Padmasree Dr. D.Y. Patil College of Architecture,
Akurdi Pune

Students (designers) interact with Client/user's in workshops to explore the activities & the community goals.

LEARNING OBJECTIVE:

To learn the process of Participatory Design.

- To work out the way it can be incorporated into the design studio
- To execute the model in the studio & recording the proceedings & output.
- to evaluate the output, and finally come to the conclusion.

PROJECT DETAIL: Time Problem

Duration : 6 Hrs.

Level : 1 YEAR A BATCH

Title: "Designing a CUP CAKE SHOP, PAN SHOP, CHAT CENTER, BHEL CENTER with effective participation of the users.

Students are divided into 4 group in each group there are 10 Member

CREATIVE EXERCISE

Creative exercise has been conducted, which is **BRAINSTORMING** and this exercise is combined with **MIND MAPPING** also.



Stage 1. Interaction with the users

Stage 2: Listing of requirements

Stage 3: Converting the needs into sketch form.

Stage 4. Concept Developed. Something Delicious!!!!

Stage 5: Students Worked on Planning Level

Stage 6: Execution of their selected topic in Courtyard & Corridor with marking and dimension in a scale 1:1

EXECUTION OF CUP CAKE CENTER SHOP IN A GAZIBO



PROCESS OF DESIGN

AWARENESS - PERCEPTION

DECISION MAKING - IMPLEMENTATION

The process of developing the student's awareness begins with identifying the project objectives, conducting survey of community needs & developing data base.

Designer enters a process of decision making through generating alternative The previous steps culminate in developing the design schematics

Dr. D Y Patil Prashishan's

Padmashree Dr. D Y Patil College of Architecture,
Akurdi Pune

EXECUTION OF CHAT CENTER SHOP IN A GAZIBO

FEEDBACK FROM STUDENTS

- The students were very much interested in working as it was their first time working under participation head.
- They took interest in participation with the users
- Some student said that every design project should start with participation.
- Time for interaction was not sufficient.

STUDENT LEARN RELATIONSHIP MATTER POINTS

- a) Relationship between activities:
- b) Relationship between individual life experiences and participatory activities.
- c) Relationship between people.
- d) Relationship between people and state.

CONCLUSION

- This studio helped the students to search for alternative together.
- The design process helps in progressive development and refinement of design.
- Students learn and understand that every stage leads to a design solution.
- Students learn to resolve multiple issues simultaneously.
- It helps the student to understand the need of knowledge and emphasis on progress and self evaluation.
- This method of conducting a design studio is a lateral approach which may come out with very good solution.
- The creative exercise was a learning process for all and the basics of composition was cleared.
- Plan form could have been worked out in detail had time permitted



Ar.Chhaya Tirvir
Ar.Raksha Bongirwar
Subject Incharge

Chhaya

Raksha

Dr. D Y Patil Pratishthan's
Padmasree Dr. D Y Patil College of Architecture,
Akurdi Pune

PEDAGOGY ACTIVITY

TITLE OF PEDAGOGY ACTIVITY: MINDMAPPING OF HISTORIC BUILDING STRUCTURE

1. Abstract: Mind maps provide a structured way to capture and organize ideas and information. They help users to understand concepts by breaking them down into their component parts. The technique is used to develop new ideas, or to break down and better understand existing information.

Whether developing new ideas or organizing existing information, mind maps help you see how information fits together. Mind maps provide an expansive and flexible structure to support your thinking

2. Aim:

To understand concepts by breaking them down into their component parts. The technique is used to develop new ideas, or to break down and better understand existing information.

3. Objective:

Mind mapping can be used for generating, visualising, organising, note-taking, problem-solving, decision-making, revising and clarifying your university topic, so that you can get started with assessment tasks. Essentially, a mind map is used to 'brainstorm' a topic and is a great strategy for students.

4. Teaching Methodology:

Teaching methods are the broader techniques used to help students achieve learning outcomes, while activities are the different ways of implementing these methods. Teaching methods help students: master the content of the course. Learn how to apply the content in particular contexts

5. Project Detail:

- | | |
|-------------------|--|
| 1. Date and Time: | 14/07/2022 (9:45am to 12:30 pm) |
| 2. Duration: | 3 Hour |
| 3. Year | III Year |
| 4. Subject: | Contemporary Architecture (Elective I) |

6. Creative Exercise: Mind mapping:

Explain what you have learnt in Semester III and Semester IV through mind mapping activity on A3 sheet.

You can use any color medium. (Pencil, sketch pens, Pencil colors, Color pens, etc)

7. Feedback from Students:

8. Learning Outcome:

Finding better solutions faster, helping retain information, making for more effective collaboration, and increasing productivity in Students

9. Bloom's Taxonomy Level: BT4


Dr. D Y Patil
Pratishthan's
Poojashree Dr. D Y Patil College of Architecture,
Akurdi Pune



AR6538
AKURDI,
PUNE-44



Dr. D Y Patil College of Architecture, Akurdi, Pune-44

Div: A.Y: 2022-23 Term I

10. Conclusion:

1. Allow you view a topic non-linearly, revealing key connections you may have missed before.
2. Deliver high-level information at a glance, but can also provide a deeper dive when required.
3. Are a great collaborative tool for teams who want to make completely informed decisions as a group

11. Photograph :(Best 5 Sheets/Model of Students)

Subject Incharge

Ar.Abhijeet Marawar
Ar.Raksha Bongirwar
Ar.Nikhil Mehare
Academic Co-ordinator

Ar.Chhaya Tirvir
Vice Principal



Ar.Dhananjay Chaudhari
Principal

PRINCIPAL
Dr. D. Y. Patil
College of Architecture
Akurdi, Pune - 411044.

Technocracy
IQAC Co-ordinator
Dr. D. Y. Patil College of Architecture
Akurdi, Pune - 411044.

Dr. D Y Patil Pralishthan's
Padmeshree Dr. D Y Patil College of Architecture,
Akurdi Pune



1. DORIC ORDER



2. IONIC ORDER



3. TUSCAN



4. CORINTHIAN



5. PISA CATHEDRAL



6. POLYHEDRAL DOME



7. ONION



8. COLOSSEUM



9. HEMISPHERICAL



14. ROMAN



15. THREE POINTED ARCH



16. THE CAMPANILE PISA



10. AQUEDUCT



11. BARREL VAULT



19. GROIN VAULT



17. FAN VAULT



12. PROVINCIAL STYLE



13. TEMPLE OF PARTHENON



18. TAGUADA FORT


PEDAGOGY ACTIVITY

Dr. D.Y. Patil Pratishthan's
Padmasree Dr. D.Y. Patil College of Architecture
Akurdi Pune
Good!

PADMASHREE D.Y. PATIL COLLEGE OF ARCHITECTURE				
DATE	SIGN	NAME	ASSIGN	STAMP
20/11/22		BAKSHI KARCHI	1	
		SUBJECT - ELECTIVE		
		ROLLNO - 225 BATCH - B		
		ACADEMIC YEAR 2022		




CHURCH OF APOSTLES



CBT





FRENCH HOUSE



COLOSSEUM



BASILICA OF BOM JESUS



AQUAEDUCT



Dr. D.Y. Patil

Padmasree Dr. D.Y. Patil College of Architecture,

Akury Pune

Good 9/10


PEDAGOGY ACTIVITY

DATE	SIGN	NAME: HEMAKSHI - B. KAPTE	ASSIGN NO	STAMP
20/11	[Signature]	SUBJECT: ELECTIVE	1	
		CLASS: 1Y-B BATCH	ROLL NO:	
		ACADEMIC YEAR:	TERM:	

PEDAGOGY ACTIVITY

Select any Period/Era from Greek to Romanesque and design (Sketches) any small scale building typology such as, snack bar, stalls, bus stand etc in contemporary(Today's context) at location of your choice. The design elements can be principles of architecture, architectural features, construction technology, philosophy or any other aspects. The purpose of the assignment is to understand the various aspects of History of Architecture and integrate the learning in designing in today's context. The submission will be in sketch format and medium of your choice.

Along with the design you need to give the reason for selection of particular aspect from the era selected in the designed building typology.

Ar.Raksha Bongirwar 


Ar.Abhijeet Marawar

Subject Incharge



Dr. D Y Patil Pralishthan's
Podmashree Dr. D Y Patil College of Architecture,
Akurdi Pune

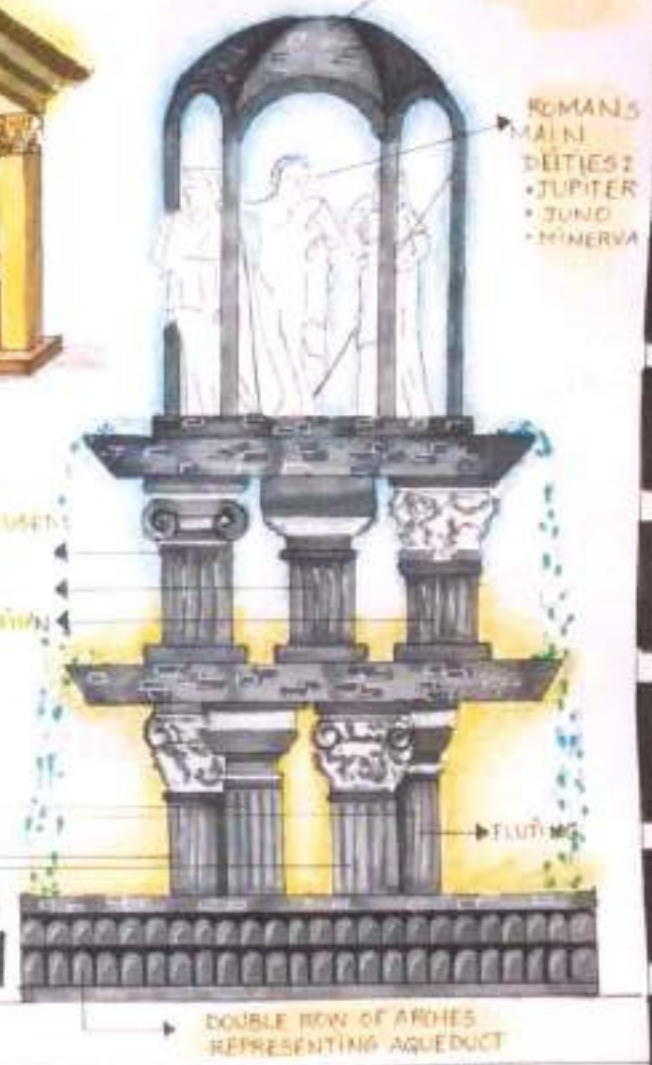
BED DESIGN



- MAIN CHARACTERISTICS OF ROMAN ARCHITECTURE •
- 1- ARCH AND VAULT
 - 2- DOMES
 - 3- PUBLIC BUILDINGS
 - 4- AQUEDUCTS
 - 5- TRIUMPHAL ARCH



VAULT : GROIN VAULT



FOUNTAIN DESIGN

ADOPTION OF HOA IN CONTEMPORARY DESIGN

DR DY PATIL COLLEGE OF ARCHITECTURE
NAME: SHRUTI DIKE
BATCH: PYBARCH(A)

Dr. D.Y. Patil Pratishthan's
Institute of Architecture
Alumni Pune



PEDAGOGY ACTIVITY

Year: II Year B Batch

Academic Year 2021-22

Brief:

Brainstorming/ Mind mapping of Urban settlement

Select any one city, or urban settlement, or urban area of any city. Describe that particular settlement through Brainstorming using sketches, words, write up etc.

Submission should be in A3 sheet



Ar. Raksha Bongirwar

Ar. Prachiti Dharmik

Subject Co-ordinator

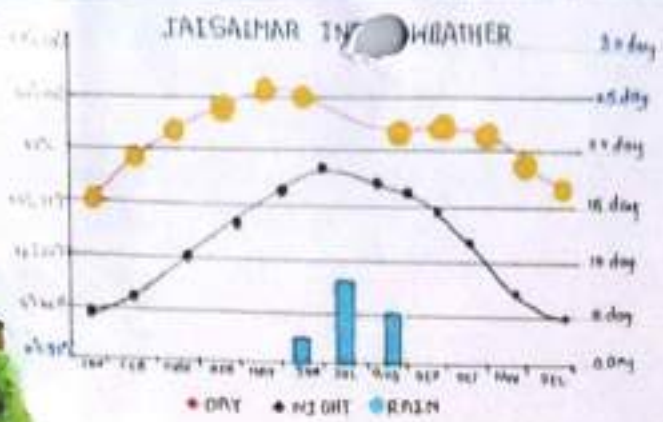
Ar. Dhananjay Chaudhari

Principal

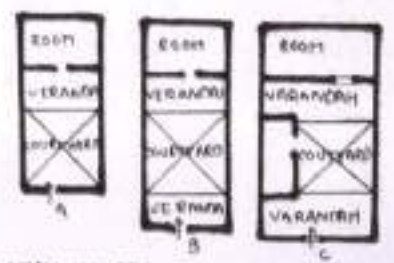
PRINCIPAL
Dr. D. Y. Patil
College of Architecture
Akurdi, Pune - 411044.

Dr. D Y Patil Prathisthan's
Padmashree Dr. D Y Patil College of Architecture,
Akurdi Pune

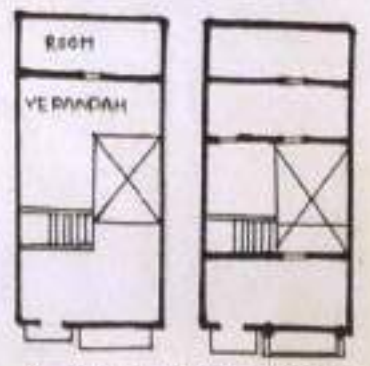
IQAC Co-ordinator
Dr. D. Y. Patil College of Architecture
Akurdi, Pune - 411044.



HOUSING TYPOLOGY



- 1. SMALL HOUSES**
 - UNDRESSED STONE
 - MUD MORTAR FINISHED WITH MUD PLASTER
 - SINGLE STOREY HOUSE
- 3. HAVELI**
 - 3-5 STOREY
 - PROJECTING BALCONIES AND CARVED ELEMENT LIKE THAROOKHAS ON THE UPPER FLOORS



- 2. MIDDLE INCOME PEOPLE**
 - TWO STOREY
 - THE FRONT PART OF THE FIRST FLOOR HAS A BALCONY PROJECTING ONTO THE STREET

SOCIO CULTURAL / LIFE STYLE OF PEOPLE
 JAISALMER DISTRICT BESTOWED WITH ART, ARCHITECTURE, CULTURE AND TRADITIONS FULL OF COLOR AND MUSIC AND THEREBY ATTRACTING HORDES OF DOMESTIC AND FOREIGN TOURISTS THE FOLK MUSIC OF DESERT IS AN OUTSTANDING CULMINATION OF LONG TRADITIONS MIXED



JAISALMER DEVELOPED INTO ONE OF THE MOST INTERESTING CITIES DOMINATED BY THE TRADING COMMUNITY COMPACTLY BUILT ENTIRELY OF STONE - ONE TOP OF A HILLOCK AND ITS SHAPES WITH NOTHING ELSE IN THE VICINITY THE CITY GIVES LITTLE SENCE.

OCCUPATION
 IN THE VILLEGES THE MAIN SOURCES OF INCOME ARE ANIMAL REARING AND FARMING

FESTIVAL
 THE ANNUAL SAND DUNES FESTIVAL IN

MATERIALS -
 - LIGHT YELLOWISH SANDSTONE FOR WALLS
 - 60 MM THICK PANELS OF LIME STONE USED

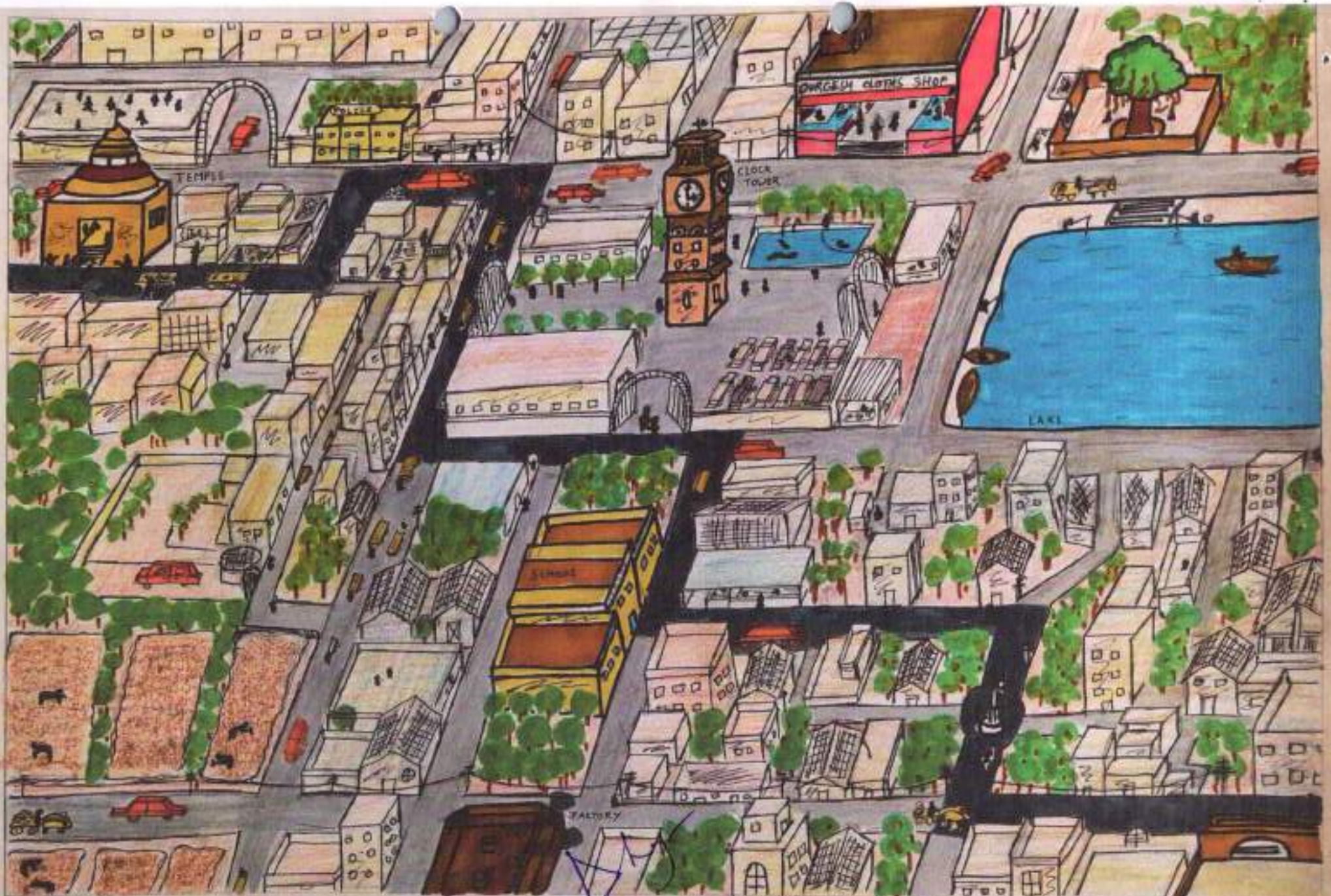
CASE STUDY - JAISALMER

Dr. Deepak Prakashan's
 Padmasree Dr. D.Y. Patil College of Architecture,
 Akurdi Pune

PADMASHREE D.Y. PATIL COLLEGE OF ARCHITECTURE

DATE	SIGN	BAKSHI GOPINATH MARCHE	ASSIGN	SIGN
			SUBJECT - AD	
			ACADEMIC YEAR - 2022-23	
			ROLL NO - 28-15	





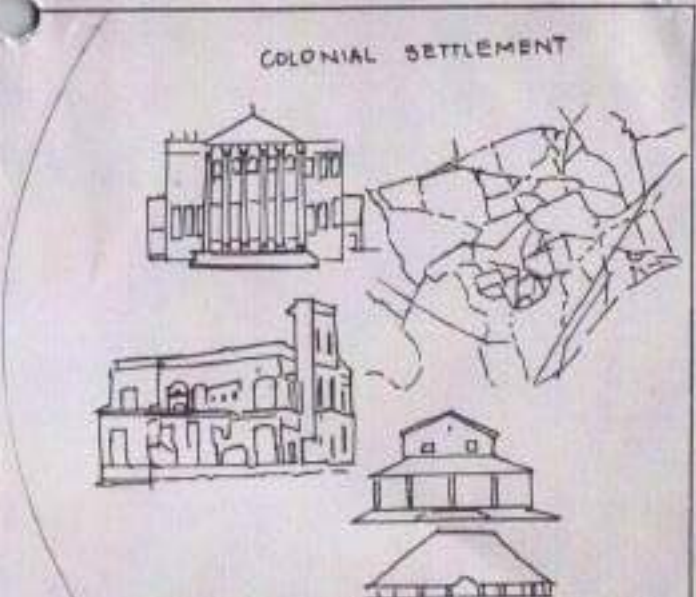
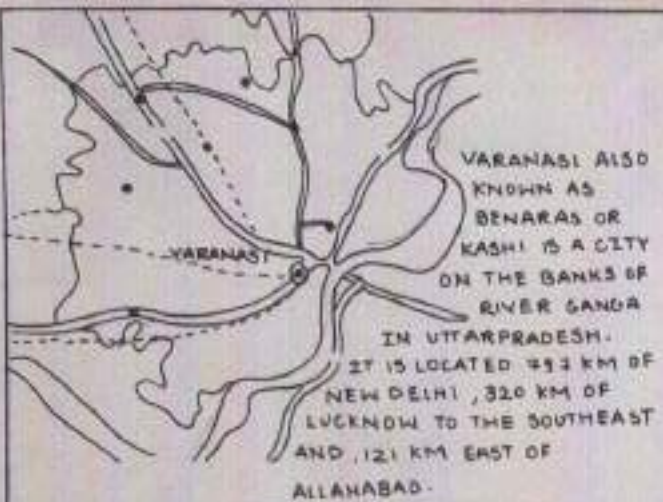
PEDAGOGY ACTIVITY

Dr. D Y Patil Pratishthan's
 Padmasree Dr. D Y Patil College of Architecture,
 Akurdi Pune


PADMASREE DR. D Y PATIL COLLEGE OF ARCHITECTURE, AKURDI					
DATE	SIGN	NAME	MOHIT NARENDRA KUMBHARE	ASGNT	STAMP
13-01-22		SUBJECT- AD II			
		CLASS-2ND YEAR		ROLL NO-710	SCALE
		ACADEMIC YEAR-2021-22		TERM III	1:1

VARANASI

THE CITY OF TEMPLES



- THE COLONIAL SETTLEMENT WAS LOCATED IN PROXIMITY TO RIVER VARNA, 4 MILES FROM THE CORE.
- THE SETTLEMENT HAS CHARACTERISTIC WIDE OPEN SPACES.
- THE BUILDINGS ARE 1 TO 2 STORIES HIGH.
- IT COMPRISES OF CANTONMENT, CIVIL STATION AND ADMINISTRATIVE QUARTERS.

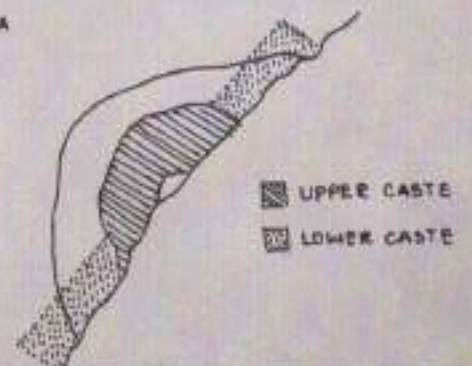


BENARAS HINDU UNIVERSITY
 THE UNIVERSITY WAS FOUNDED IN 1916.
 IT IS LOCATED ON THE SOUTH-WESTERN BANK OF RIVER GANGA.
 IT IS DEFINED BY ITS COMPOSITE SEMICIRCULAR PATTERN.

RESIDENTIAL BUILDING IN THE UNIVERSITY



CARVED WINDOWS PRIMARILY KNOWN FOR ITS MAGNIFICENT BUILDING



Dr. D.Y. Patil Pratishthan's
 Padmasree Dr. D.Y. Patil College of Architecture
 Akurdi Pune

PEDAGOGY ACTIVITY - I

PADMAHREE DE DY. PATIL COLLEGE OF ARCHITECTURE, AKURDI.				
DATE	SIGN	NAME: HEMAKSHI KAPTE	ASSG NO	STAMP
		CLASS: BY 'B' BATCH		
		SUBJECT: AD III	ROLL NO: 240	SCALE
		ACADEMIC YEAR: 2021-22	TERM: 4	



6.5.1

Use of Innovative Teaching Learning Methodology



USE OF INNOVATIVE TEACHING LEARNING METHODOLOGY

Year- II Year Students
Subject: Architecture Design II
Batch: B Batch
Total Number of Students: 40

Design Project: Major Project
ARTIST BUNGALOW

Design studio is the centre of Architecture Education The design and architecture studio course, which employs a particular method of problem-solving and is typically regarded as the foundation of any architectural curriculum, stands out from other course.. The primary benefit of design studio education is that students learn how to develop creative abilities and produce original and unique solutions through the design studio. With the aid of design studio instruction, students can produce innovative design solutions by using their creative problem-solving methodology and skills in the workplace. The aim of this research is to identify the outcomes and the design studio environment as reflected by the culture of the studio, the teaching methodology, and student communication. Whether this relationship has changed over time is another consideration.

Ar.Raksha Bongirwar
Ar.Prachiti Dharmik
Subject Co-ordinator

IQAC Co-ordinator
Dr. D. Y. Patil College of Architecture
Akurdi, Pune - 411044.

Dr. D Y Patil Pralishthan's
Padmeshree Dr. D Y Patil College of Architecture
Akurdi Pune



Ar.Dhananjay Chaudhari
Principal

PRINCIPAL
Dr. D. Y. Patil
College of Architecture
Akurdi, Pune - 411044.

INTRODUCTION

The identification of different teaching styles can provide insights toward the teaching methods of conventional studios.

In response to the dominance of the conventional approach to studio teaching, several revolutionary models have been developed and employed by different studio instructors who attempt to expand the role of architect to be more responsive to the environmental needs of contemporary society.

The objective of this study is to identify, describe and analyze through Action Research the alternative models of teaching architectural design that have been developed

The Rational Model - Also called the 'Glass box approach'. The common characteristic of this model is defining, in advance, the objectives, variables, and criteria before solutions are sought after. 2 methods of design represents this model, Systematic design & Pattern Language.

The models described by Ashraf Salama which comes under this category are:

1. The Experimental Model (Case Problem)
2. The Analogical Model
3. The Hidden Curriculum Model
4. The Pattern Language Model
5. The Concept - Test Model
6. The Double Layered Model
7. The Energy Conscious Model
8. The Exploratory Model
9. The Interactional Model

AIM

To design Artist Studio on the Concept of Effective use of day Light .


OBJECTIVE

To make students, more aware of the way their cognitive schemes are developed through their studio experience.

LEVEL: SECOND year B.Arch Students

SCHEDULE

- The Input was Scheduled on 7th Sep. 2012 in the Design Studio in the third year design studio class on the second floor.
-


Dr. D Y Patil Patil's
Padmashree Dr. D Y Patil College of Architecture,
Akurdi Pune



- The studio was scheduled to be held on 11th Sep. 2012 in the Design Studio of Third Year at 10:00 am.

METHODS AND TECHNIQUES

*Stage I:-*Schematic Design of Architect Office was proposed on the basis of the input.

CREATIVE EXERCISES:

Step 1: On the given base make a composition using planes and solids.

Step 2: Draw the plan of the Model.

Step 3: Identify and highlight planes at different levels.

Step 4: Modification and refinement can be done in the plan by creating levels, moving some lines so that interesting spaces are formed.

*Stage II:-*Refinement of Design on the basis of the input.

*Stage III:-*Application of day light in their plan and work out various options of form that can be generated out of it

*Stage IV:-*Students REVIEW AND REFINE their design proposals.

STUDENTS WORKING ON THEIR CREATIVE EXERCISE



The reason for conducting the studio is to explore the thoughts process and ideas from the minds of students and recording them through their output.

Hence the complete process was important in this studio.

Evaluation of the work obtained from the students is done on the basis of their performance in each stage.

Maximum percentage is allotted to those designs which has fulfilled the basic objectives which are

4 EVALUATION CRITERIA AND EVALUATION RANGE

* The reason for conducting the studio is to explore the thought process and ideas from the minds of students and recording them through their output.

* Hence the complete process was important in this studio.

* Evaluation of the work obtained from the students is done on the basis of their performance in each stage.

* Maximum percentage is allotted to those designs which has fulfilled the basic objectives which are



Evaluation Range	No. of Student
Highly Above Average (20-15)	04
Average (15-10)	03
Below Average (10-05)	07

CRITERIA	MARKS OUT OF 100%	CRITERIA POINTS OR WEIGHTS	MARKS OBTAINED
Location Analysis (2D-Rendering)	1	No. Sectors and Plans that meet the 2D comparison.	04/05
Statement of Design on the basis of the input.	5	Implementation of Daylighting in the Plan of Architecture.	04/05
Application of Day Light in their plan and work and various options of form that can be generated out of it.	20	Architectural Facades and Details, maintaining the mass algorithm.	12/20
PLAN, RENDERED VIEW, AND DETAILS MODEL	70%	Rendered Plan, Details of Facades Model.	12/20

EVALUATION OF THE PORTFOLIO - ABOVE AVERAGE

TOTAL MARKS - 18 IN

WORK OF ADVANCE MATERIAL



The first stage of Creative exercises is fully done.



Plan of Architecture has been done as per the hierarchy of requirements which has been further modified to maximize the use of day lighting inside the spaces.



Model and view has been very well worked out and show the sectors of Daylighting.



Day lighting has been included in the design through various ways.



Overall performance is good since each stage has been considered seriously.



Dr. D Y Patil Prashant's
Padmashree Dr. D Y Patil College of Architecture,
Akurdi Pune

EVALUATION OF THE PORTFOLIOS - AVERAGE

TOTAL MARKS - 16 M

WORK OF MS. SHREYI RAJIB



The first stage of Creative exercise is fairly done.

Plan of Artist Studio has been worked out properly.



Interesting form of Artist Studio



Day lighting has been included in the design through various ways

Overall performance is good since each stage has been considered seriously.

FEEDBACK

The Concept Test Model focuses on the holistic development of the designer, solving the issues simultaneously where each stage gives a refined design solution.

LEARNING OUTCOME OF THE STUDENT

- The design process helps in progressive development and refinement of design.
- Students learn and understand that every stage leads to a design solution.
- Students learn to resolve multiple issues simultaneously.
- It helps the student to understand the need of knowledge and emphasis on progress and self evaluation.

This method of conducting a design studio is a lateral approach which may come out with very good solution.



Students were able to prepare a schematic design

INFERENCE:

The creative exercise was a learning process for all and the barrier of completion was cleared.

Plan form could have been worked out in detail had time permitted.

REFERENCES

- Sabine Andres, New Trends in Architecture Education: Designing the Design Studio.
- Eckhart S. L., "Solar Efficient Building Design"
- Manual on Solar Passive Architecture
- Musunder MB, 2002, "Energy-efficient buildings in India", New Delhi, Tata Energy Research Institute
- Chang Francis D.K., Second Edition, "Architecture: Form, Space and Order"
- Correa Charles, "Charles Correa", The Postern Press
- Times Seven Standards

ANNEXURE - I

Sl. No.	Name of Student	1. Conceptual and schematic design through the creative exercise of self	2. Plan of artist studio (2 marks)	3. Complete solution of Day lighting in the Plan of artist studio (2 marks)	4. Reference to Architecture and Details requirements of the project objectives (2 marks)	5. A detailed and complete proposal for the Day lighting has been included in the design (2 marks)	Total marks out of 16
1.	Amritha D	14	14	14	14	14	56
2.	Harshika	14	14	14	14	14	56
3.	Arshita J	14	14	14	14	14	56
4.	Shruti D	14	14	14	14	14	56
5.	Arushi	14	14	14	14	14	56
6.	Shruti D	14	14	14	14	14	56
7.	Samruddhi	14	14	14	14	14	56

Dr. D Y Patil
 Dr. D Y Patil Pravinthan's
 Padmashree Dr. D Y Patil College of Architecture,
 Akurdi Pune



PHASES	AS PER THE MODEL	THE DESIGN PROGRAMME	EXPECTED OUTPUT	TIME SCHEDULE
PHASE 1	A SERIES OF INCREMENTAL INFORMATION	Input of "Application of Day lighting" in buildings in the form of PowerPoint presentation.	-	1 HOUR
PHASE 2	PRODUCING SCHEMATIC PROPOSAL	Schematic Design of Architect Office was proposed on the basis of the input. CREATIVE EXERCISES: Step 1: On the given base make a composition using planes and solids. Step 2: Draw the plan of the Model. Step 3: Identify and highlight planes at different levels. Step 4: Modification and refinement can be done in the plan by creating levels, moving some lines so that interesting spaces are formed.	3D Model	2 HOUR
PHASE 3	INVESTIGATING THE ALTERNATIVE	Input of <i>Effective use of day Light by Ar.B.V.Doshi in his building.</i> Refinement of Design on the basis of the input.	2D Drawing	1 HOUR
PHASE 4	SOLUTION TYPE STUDIES FORM EXPERIMENT	Application of day light in their Model and plan and work out various options of form that can be generated out of it	3D Model and 2D Drawing	2 HOUR
PHASE 5	SELF EVALUATION	Students REVIEW AND REFINE their design proposals.	2D Drawing	1 HOUR

Dr. D Y Patil Pradhikaran's
Padmasree Dr. D Y Patil College of Architecture,
Akurdi Pune



CREATIVE EXERCISE

TAKE A Base of 30cmx30cm
SOLIDS
Number of Lines

CONDITIONS

- i. Any other shape can be used but at only once
- ii. Interlocking of planes are allowed
- iii. The 3D composition can be made of interesting voids.



[Handwritten signature]

Dr. D Y Patil Prafishthan's
Padmashree Dr. D Y Patil College of Architecture,
Akurdi Pune





Dr D Y Patil Prathisthan's

PADMASHREE DR. D Y PATIL COLLEGE OF ARCHITECTURE

Sector No. 29, B/h. Akurdi Railway Station, Nigdi Pradhikaran, Akurdi, Pune - 411044

6.5.1

Development of Innovativ Pedagogy

DEVELOPMENT OF INNOVATIVE PEDAGOGY




Dr. D. Y. Patil Pratishthan's
Padmashree Dr. D. Y. Patil College of Architecture,
Akurdi Pune


Ar. Raksha Bongirwar
Ar. Prachiti Dharmik
Subject Coordinator


IQAC Co-ordinator
Dr. D. Y. Patil College of Architecture
Akurdi, Pune - 411044.


Ar. Dhananjay Chaudhari
Principal

PRINCIPAL
Dr. D. Y. Patil
College of Architecture
Akurdi, Pune - 411044.

ENVIRONMENT ISSUES IN ARCHITECTURE

❖ As architecture is an art of function it is indeed an art of environmental response; environmental architecture is the appropriate demand of the new millennium. This relationship between buildings and environment is not just a recent concern; it has been a vital force throughout the history. Now it is time to return to our point of origin, to deepen our understanding of the environment and correcting our ways of mishandling the earth's environment.

For me the design is derived from considered responses to climate, technology, culture and site.

Architecture is created when; through intellectual deliberation an inspired and appropriate balance between these four constituents is reached; and a singular physical entity is created.

Brought up in a developing nation like India has made me conscious about the environment and sustainability issues, and has developed my interest of their application in architectural design.

Architecture according to me is re-evaluation of environmentally sound measures which contribute in a positive way to a building design that considers of orientation, natural ventilation, daylight, solar control, thermal capacity which should then result into an architectural language and expression for the future and to make the design more human. The evaluation, elaboration and incorporation of environmental measures are as important as issues of planning, structure, services, space and form. Environmentally conscious design should be inherent in creative process of the architecture in future.

Dr. D.Y. Patil Pratishthan's
Padmasree Cr. D.Y. Patil College of Architecture,
Akurdi Pune

Students should understand the importance of energy conservation and their role as an architect in saving natural energy resources. They should promote energy efficient architecture through their designs.

There are various environmental issues like-

- ✓ sustainability,
- ✓ Climate responsive design,
- ✓ Rain water harvesting,
- ✓ Passive cooling,
- ✓ Landscaping,
- ✓ Fenestration,
- ✓ Light and ventilation,
- ✓ Water management, etc.

Out of such issues, I selected topic of Rain water Harvesting and finally this module will be tested with the group of students of second year of B. Arch.

Importance in Architectural Education:

- ❑ Building activity is the most crucial human activity on earth, which involves maximum use of natural resources. No other activity is as vulnerable as this, as far as environmental impacts are concerned.
- ❑ Architecture is combination of Art & Science, the students should in detail understand the all the issues its effects on building structure and their considerations.
- ❑ Their aim must be to find out how they can acquire the knowledge about each issues in their planning for better solutions & come up with innovative designs solutions.

“RAINWATER HARVESTING TECHNIQUES”



2. DESIGN BRIEF

2.1 AIM :

To make Students aware of the Rain Water Harvesting system that can be considered at the Designing Stage.

2.2 OBJECTIVE

- To overcome fear.
- To be aware of Rain Water Harvesting system and Technique.
- To make students responsible eco sensitive Architect.
- Implementation and getting familiar with Rain water Harvesting.

2.3 LEVEL : Second year B.Arch Students

2.4 SCHEDULE

•The Input was Scheduled on 24th July 2021 in the Design Studio in the seminar hall on the Ground floor.

2.5 METHODS AND TECHNIQUES

INPUT GIVEN TO THE STUDENTS IN THE FORM OF POWER POINT PRESENTATION ON RAIN WATER HARVESTING

EXERCISE WILL BE GIVEN TO THE STUDENT. BY GIVING THE PLAN FORM OF A HOUSE.

PLACEMENT OF ACTIVITY AND THEIR CONNECTION

APPLICATION OF RAIN WATER HARVESTING TECHNIQUES IN PLAN OF COMPOSITE HOUSE AND WORK OUT VARIOUS OPTIONS OF FORM AND ROOFING PATTERN THAT CAN BE GENERATED OUT OF IT

SCHEMATIC PLANS, SCHEMATIC SECTIONS AND EXPLANATION IN TERMS OF SKETCHES AND DETAILS

2.6 EVALUATION OF THE PORTFOLIOS

Exercise-Sketches and Details of Techniques they adopted in that house. (5% MARKS)

5 MARKS

Plans (Ground , First and Terrace Level Plan)- Identification of Appropriate Rain Water Harvesting Technique.


5 MARKS

Elevation:-Use of appropriate Roofing style and use of material

5 MARKS

Details and View:-Details such as Rain Water Harvesting Technique they adopted.

5 MARKS


Dr. D.Y. Patil Prolishthan's
Padmasree Dr. D.Y. Patil College of Architecture,
Akurdi Pune



2.10 DESIGN BRIEF IN TABULAR FORM

Stage	Task assigned to the Students	Expected output	Requirement
1	Input given to the students in the form of power point presentation on Rain Water Harvesting	Power point presentation	
2	Exercise will be given to the student. By giving the Plan form of a House.	Sketches and Details of Techniques they adopted in that house.	A2 Size Imperial sheet
3	Placement of Activity and their connection	Single line plan and Block elevation	A2 Size Imperial sheet
4	Application of rain water harvesting Techniques in plan of composite house and work out various options of form and roofing pattern that can be generated out of it	sketches , drawings, details	A2 Size Imperial sheet
5	Schematic plans, Schematic sections and explanation in terms of sketches and details	Double Line Plan, Elevation,,Details and Views	A2 Size Imperial sheet

Dr. D Y Patil Patilthar's
 Padmasree Dr. D Y Patil College of Architecture,
 Akurdi Pune

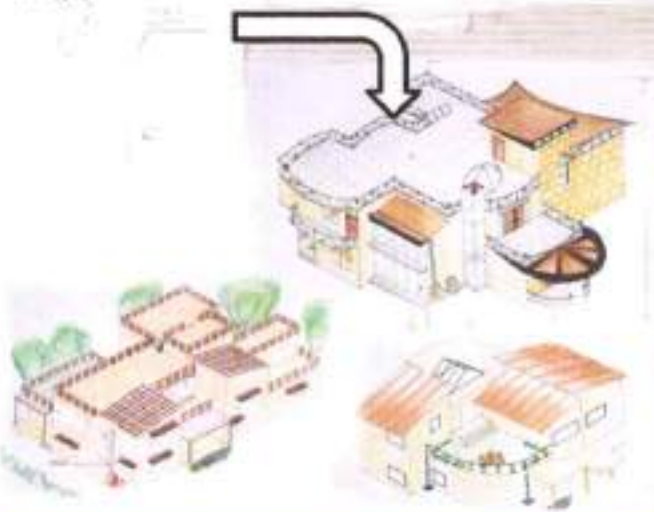


“RAINWATER HARVESTING TECHNIQUES”



2.9 THE DESIGN PROGRAMME

- The programme essentially needs to be in terms of the Rain water harvesting Technique.
- The RWH System shall be based on the basis of the result of the analysis of the plan and design of the Entrance.
- The typology is to be decided at the earliest stage.



4. DESIGN INPUT
GIVEN TO THE STUDENTS ON TUESDAY , 24TH JULY

WHAT IS RAIN WATER HARVESTING?????????

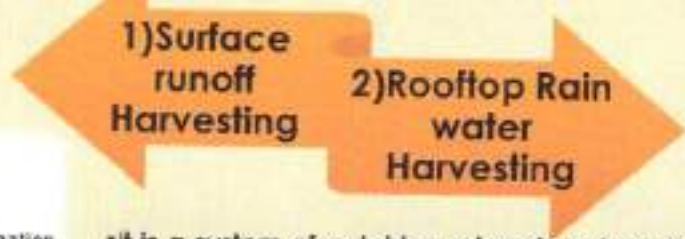
- A rain water harvesting is a simple method of collecting or storing of water through scientific techniques.
- It involves utilization of rain water for the domestic or the agricultural purpose.
- The method of rain water harvesting has been in to the practice since ancient times.

WHY WE HARVEST RAIN WATER?????????

- I •To arrest the ground water decline and augment ground water table.
- II •To beneficiate quality in aquifers.
- III •To reduce soil erosion
- IV •To inculcate a culture of water conservation
- V •To conserve surface water run off during monsoon

HOW TO HARVEST RAINWATER:

- Broadly there are two ways of harvesting rainwater:
- In urban area rainwater flows away as surface runoff.
 - This runoff could be caught and used for recharging aquifers by adopting appropriate methods



- It is a system of catching rainwater where it falls.
- In rooftop harvesting, the roof becomes the catchments, and the rainwater is collected from the roof of the house/building.

COMPONENTS OF RAIN WATER HARVESTING SYSTEM

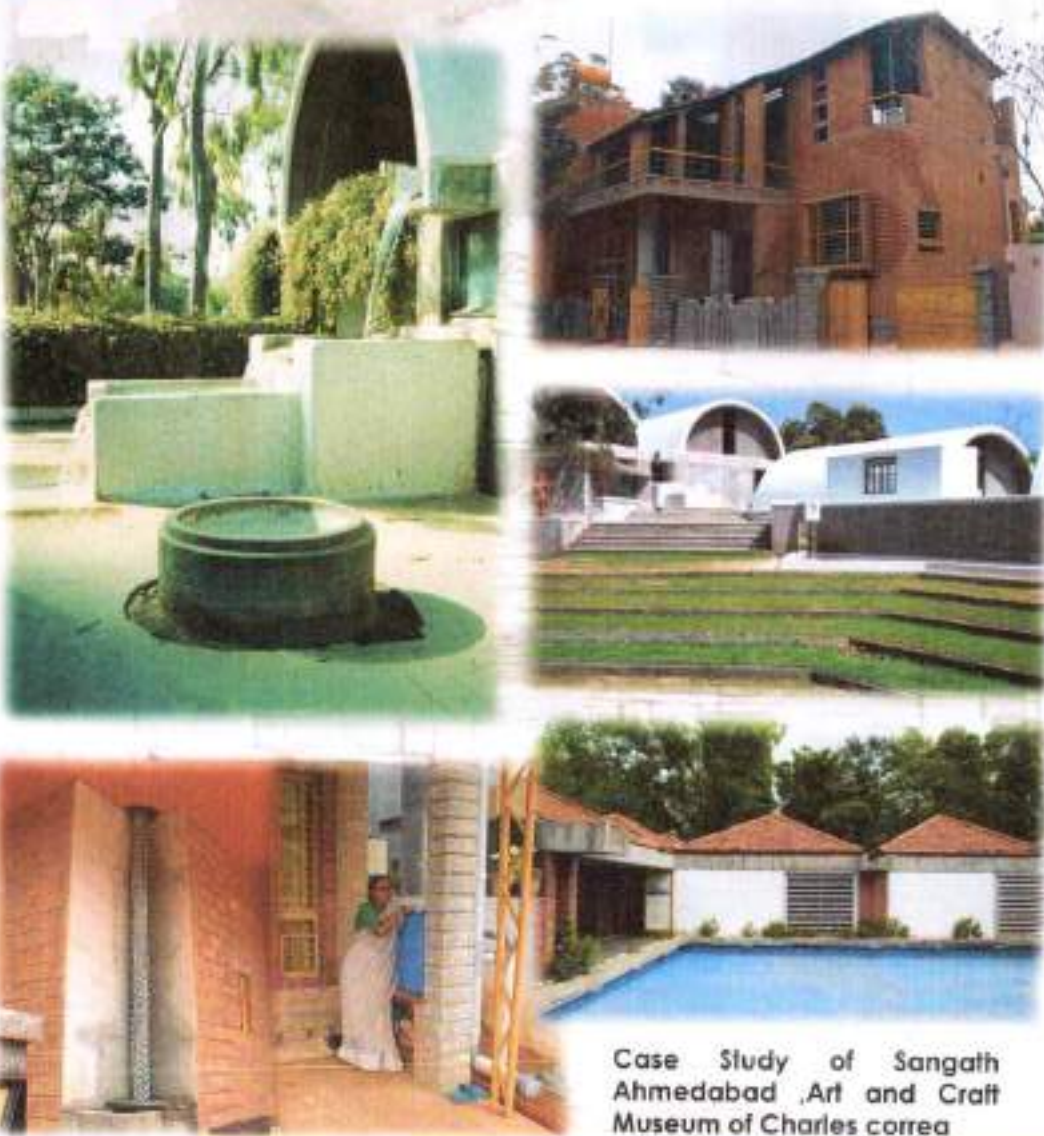


- Catchment surfaces
- Conduits
- Storage tank
- Leaf screen
- Roof washers
- Purification
- Distribution

Dr. D Y Patil
Padmeshree Dr. D.Y.Patil College of Architecture,
Akurdi Pune



CASE STUDY.....



Case Study of Sangath Ahmedabad Art and Craft Museum of Charles Correa

STUDENTS TASK



Students are provided with the plan of the house in which the task is to provide a Rainwater Harvesting System in that residence.

“RAINWATER HARVESTING TECHNIQUES”


Dr. D.Y. Patil Pratishthan's
Padmasree Dr. D.Y. Patil College of Architecture,
Akurdi Pune

5. EVALUATION CRITERIA AND EVALUATION RANGE

Criteria	Stage of Work	Checking Points on Sheets	Marks Distribution
Exercise	I	Sketches and Details of Techniques they adopted in that house.	5 Marks
Plans (Ground ,First and Terrace Level Plan)	II	Identification of Appropriate Rain Water Harvesting Technique.	5Marks
Elevation	III	Use of appropriate Roofing style, Use of Material	5Marks
Details and View	IV	Details such as Rain Water Harvesting Technique they adopted.	5 Marks

EVALUATION RANGE

Evaluation Range	No. of Student
Works Above Average (20-15)	04
Average (15-10)	05
Below Average (10-5)	07



“RAINWATER HARVESTING TECHNIQUES”

RAKSHA B...
III SEM, SMMCA

Dr. D.Y. Patil Pratishthan's
Dr. D.Y. Patil College of Architecture,
Akurdi Pune-18.

EVALUATION OF THE PORTFOLIOS :- ABOVE AVERAGE

TOTAL MARKS - 18 M

WORK OF Aishwarya Nandanwar

Plan of Residence has been worked out properly.

Placement RWH System is properly and also gives the proper justification.

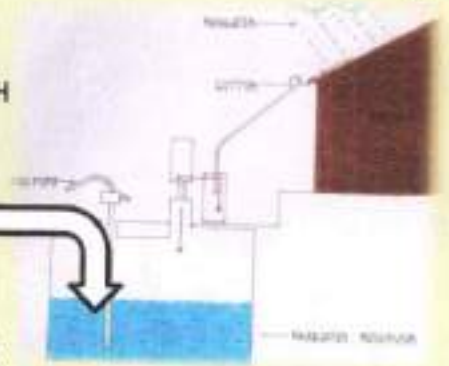
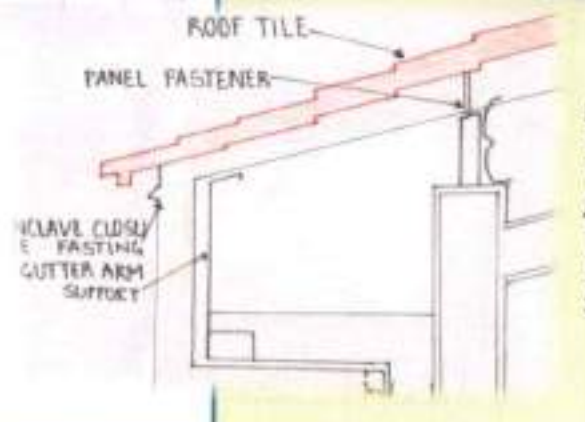
Overall performance is good since each stage has been considered seriously



V
I
E
W
O
F
R
E
S
I
D
E
N
C
E

View has been very well worked out and show the implementation of The RWH System

Detailing part is also done fairly.



D
E
T
A
I
L
S



Dr. D Y Patil Pratishthan's

Padmasree Dr. D Y Patil College of Architecture,
Akurdi Pune

“RAINWATER HARVESTING TECHNIQUES”

FEEDBACK

It was very exciting experience to see how your own thoughts get on paper in 10 different forms and they will all different from each other.

Communication plays an important role in teacher students interaction if you want to take best output you should convey the message as simple as you can if possible. it is a two way process inputs are very necessary for the students.

Student were feel interest while making built and unbuilt spaces as per the Rain Water Harvesting System and the also know the how the techniques will adopted in the plan form.

Student were confident while making the plan form but they have problem in elevation and detailing part.



Students were able to give a appropriate RWH System in their residence.

Plan forms could be detailed out further and made interesting and workable.

INFERENCES

The creative exercise was a learning process for all and the basics of Ideas was cleared.

Plan form could have been worked out in detail had time permitted.

REFERENCES:-

- *Kolhatkar S. L., 'Solar Efficient Building Design'
- * Manual on Solar Passive Architecture
- * Mujumdar Mill, 2002, 'Energy-efficient buildings in India', New Delhi, Tata Energy Research Institute
- *Correa Charles, 'Charles Correa', The Perennial Press

Dr. D Y Patil Prafishitan's
Padmasree Dr. D Y Patil College of Architecture,
Akurdi Pune



6.5.1

Remedial Classes

Dr. D Y Patil Prathisthan's
PAD. DR. D Y PATIL COLLEGE OF ARCHITECTURE
AKURDI, PUNE - 411044

REF.NO.: DYPAA/3A/AD-V

DATE: 10/04/2022

NOTICE FOR STUDENTS

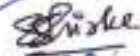
Following Students please note, Remedial Class for Architectural Design V is scheduled on Friday, 22/04/2022 from 9.30am to 11.30am.

1. Adarsh Rampur
2. Allu Shashidhar Reddy
3. Prathmesh Bhausahab Borde
4. Amit Ashok Raut
5. Himanshu Arvind Gurav
6. Samyak Sushil Bardia
7. Yashraj Kiran Garje
8. Abhishek Sunil Dhavale
9. Ruchitha Gundu
10. Pranjal Annasaheb Kajabe
11. Shreya Suresh Dabhade

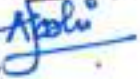
Ar. Anita Meskar



Ar. Shweta Shirke



Ar. Akalpita Joshi



3A- AD V Faculty

Ar. Chaya Tirvir
Vice Principal



Ar. Dhananjay Chaudhari
Principal



PRINCIPAL
Dr. D. Y. Patil
College of Architecture
Akurdi, Pune - 411044.

Dr. D Y Patil Prathisthan's
Padmashree Dr. D Y Patil College of Architecture,
Akurdi Pune



Remedial Class



Discussion with Weak learners and
Recapitulation of Syllabus and Portfolio



Discussion with Weak learners in the Library
for the extra Case study for the references.

Ar.Anita Meskar
Ar.Shweta Shirke
Ar.Akalpita Joshi
Subject Co-ordinator

Anita
Shirke
Akalpita

Dr. D Y Patil Prathisthan's
Padmasree Dr. D Y Patil College of Architecture,
Akurdi Pune

[Signature]

Ar.Dhananjay Chaudhari
Principal

[Signature]

Dr. D Y Patil Prathisthan's
PAD. DR. D Y PATIL COLLEGE OF ARCHITECTURE
AKURDI, PUNE – 411044

REF.NO.: DYPAA/3A/AD-V/J12

DATE: 10/04/2022

NOTICE FOR STUDENTS

Following Students please note, Jury for Architectural Design V is scheduled on Friday, 22/04/2022 from 9.30am to 11.30am.

1. Anika Bansal
2. Ayan Kumar Yadav
3. Shubham Dharmeshbhai Ariwala

Ar. Anita Meskar

Ar. Shweta Shirke

Ar. Akalpita Joshi

3A- AD V Faculty


Ar. Chaya Tirvir
Vice Principal



Ar. Dhananjay Chaudhari
Principal

Dr. D Y Patil Prathisthan's
Padmeshree Dr. D Y Patil College of Architecture,
Akurdi Pune

JURY FOR BRIGHT LEARNERS



Discussion with Bright learners
By External Expert members on
their Design Sheets



Ar.Anita Meskar
Ar.Shweta Shirke
Ar.Akalpita Joshi
Subject Co-ordinator

Dr. D Y Patil Prathisthan's
Padmashree Dr. D Y Patil College of Architecture,
Akurdi Pune

Ar.Dharmraj Chaudhari
Principal